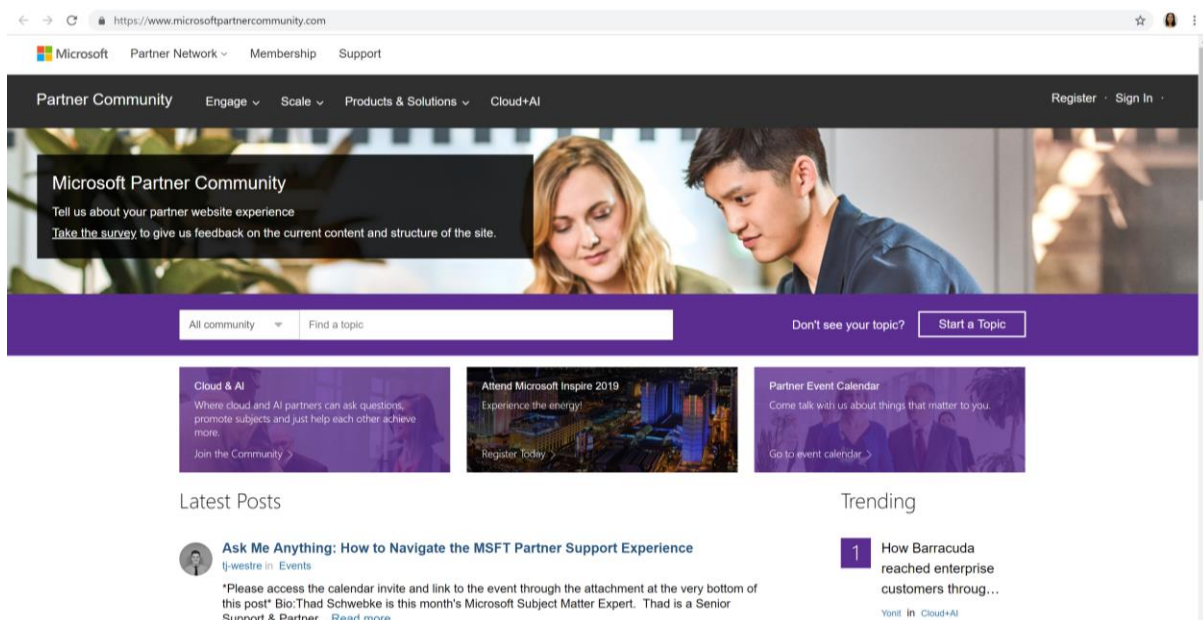


# Microsoft Partner Community

## Partner User Guide

### What is MPC?

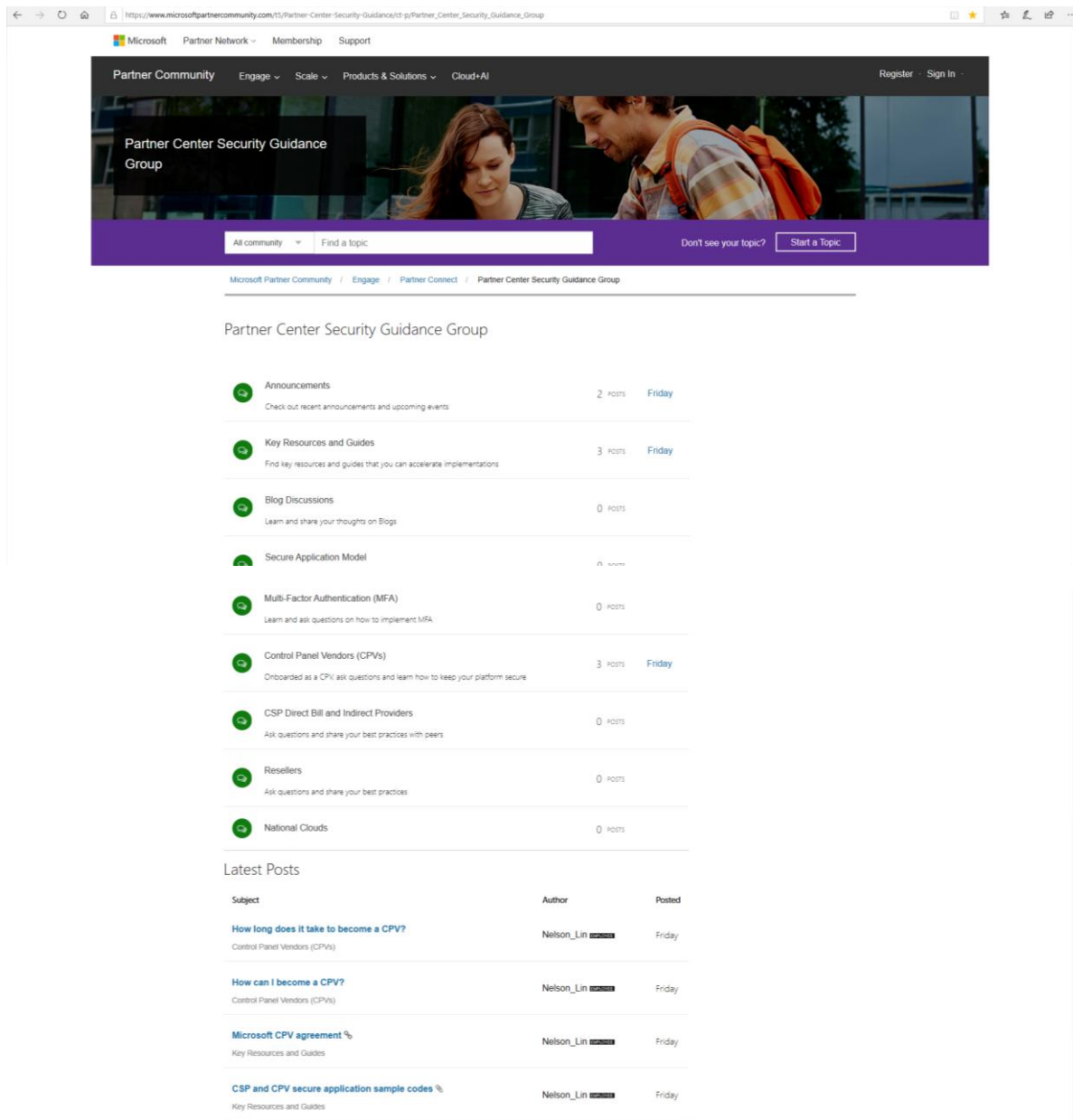
The [Microsoft Partner Community \(MPC\)](#) is a discussion community designed to drive partner and Microsoft business conversations through an engaging and easy-to-use digital platform. The goal of MPC is to become one community platform that drives partner and Microsoft business conversations, in addition to streamlining partners' access to key content, subject matter experts and networking opportunities with other partners.



### On a local level:

MPC has an area which is dedicated to Security Guidance; this is known as 'Partner Center Security Guidance' (<https://aka.ms/MPCSecurityGuidance>). This area is a local community where both partners and Microsoft employees can post any of the content that they would normally post on Yammer; e.g. announcements, updates, webinar invites, resource materials, etc.

This is similar to Yammer, but on the old platform, users had to request access first to the network via the Network Admin and then join the open group. On MPC, you can join the open board discussion and view the other boards as seen below:



## Why are we migrating from Yammer to MPC?


MPC is a platform that is designed to bring all Microsoft partners together on a global scale, as opposed to Yammer which was localised. MPC is built on Lithium and differentiates from Yammer, as it can scale to support millions of users and does not have a requirement for users to log in before they can view or search for the content. Additionally, it has robust capabilities and features to enhance your user experience. It also boasts new features such as a notifications dashboard, badging & ranking and the ability to search for relevant content and conversations.

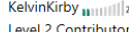
## Why should I join MPC?

Registering, rather than just browsing, lets you take full advantage of the community, enabling you to:

- Post new messages and reply to other members' posts
- Receive emails when someone responds to a specific post or topic
- Exchange private messages with other members
- Personalise your community experience








In addition, registering gives you the added benefit of interacting with other community members by allowing you to give kudos, vote on ideas, and set customisation preferences.






**KelvinKirby**   
Level 2 Contributor

### About me

<b>Total Messages Posted</b>	6
<b>Total Kudos Received</b>	101
<b>Solutions Authored</b>	0

### Latest posts by KelvinKirby

<p>Re: Please help Partnership 101</p>	379	08-21-2017 02:38 AM
<p>Going to Inspire - Key MS facts you should know </p> <p>Microsoft Inspire Discussions</p>	220	07-08-2017 05:38 AM
<p>Super Quick packing tip for Microsoft Inspire! :) </p> <p>Microsoft Inspire Discussions</p>	447	07-07-2017 02:59 AM
<p>Missed out on a Microsoft Partner Award this year? </p> <p>Microsoft Inspire Discussions</p>	197	07-07-2017 02:51 AM



### Contact Me

Online Status ●  
Date Last Visited 08-30-2017 01:35 AM

Send this user a private message



Friend
Ignore

### KelvinKirby's Photos



View All

### Kudos given to

USER	KUDOS COUNT
 <b>John_Mighell</b> <span style="background-color: #0070C0; color: white; padding: 1px 2px; font-size: x-small;">EMPLOYEE</span>	2
 <b>PerWerngren</b> <span style="background-color: #0070C0; color: white; padding: 1px 2px; font-size: x-small;">INFLUENCER</span>	1

View All

### Kudos from

USER	KUDOS COUNT
 <b>LisaMorton</b> 	5

## How do I register on MPC?

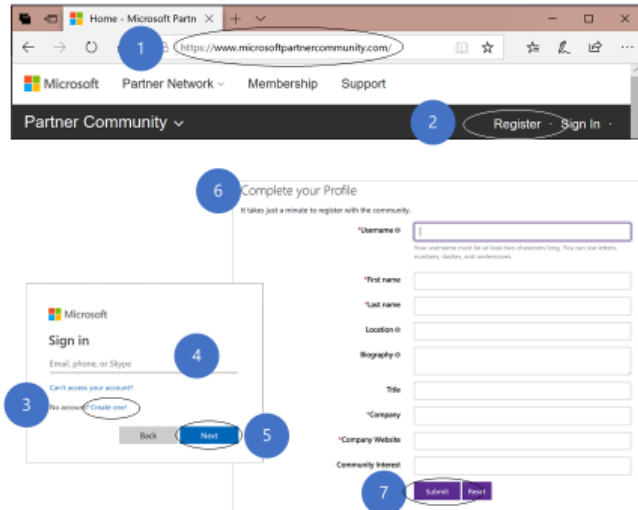
# Microsoft Partner Community Registration

To register on MPC, follow the below instructions:

1. Go to [aka.ms/MPC](https://aka.ms/MPC)
2. Click "Register" in the top right hand corner
3. Click "Create one!"
4. Enter your Partner Center email into the text field:
  - **Tip:** If you do not know your Partner Center email, use your current work email
  - **Tip:** If you have an existing MPN profile, please use the same email to expedite the registration process
5. Click "Next" after you enter in your Email
6. Fill out profile information:
 

• Username*	• Title
• (Tip: firstname.lastname)	• Company*
• First name*	• Company Website (URL)*
• Last name*	• Location
• Location	• Community interest
• Biography	

*\*Items with asterisk are required and all other fields are optional*
7. Click "Submit" when you finish filling out your profile information

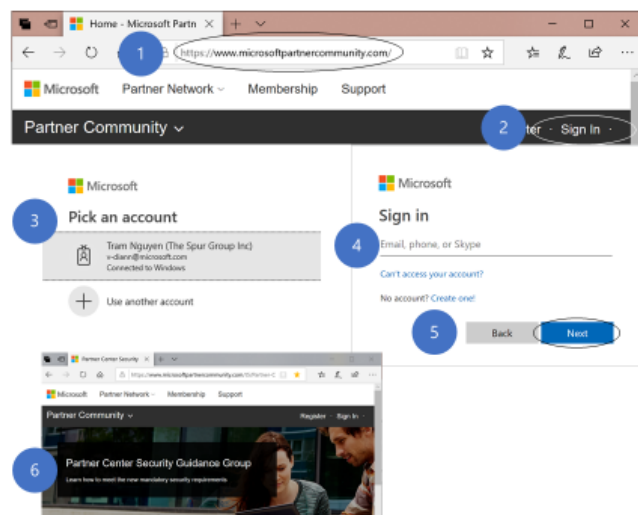


## How do I sign in on MPC?

# Microsoft Partner Community Sign In

To sign in on MPC\*, follow the below instructions:

1. Go to [aka.ms/MPC](https://aka.ms/MPC)
2. Click "Sign In" in the top right hand corner\*
3. Pick an account if the correct email is listed or click "Use another account"
4. Enter your Partner Center Email address:
  - **Tip:** If you're the only one that uses this computer, click "Keep me signed in" to sign in automatically the next time you visit MPC
5. Click "Next"
6. Go to the desired board, such as <https://aka.ms/MPCSecurityGuidance>



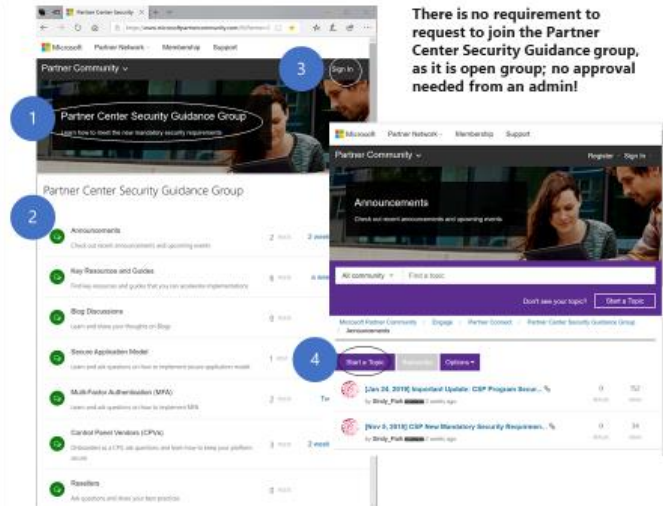
\*Must already be a registered and confirmed member of MPC

## How do I access the Partner Center Security Guidance MPC group?

### Partner Center Security Guidance on MPC Access

To access the open group follow the below instructions:

1. Go to <https://aka.ms/MPCSecurityGuidance>
2. Select a discussion board, such as "Announcements", to read existing posts
3. Click "Sign In" in the top right hand corner if you want to interact in the community\*
4. Select the discussion board and:
  - Post a new message by selecting "Start a Topic"
  - Reply to an existing post
  - Kudo an existing post



There is no requirement to request to join the Partner Center Security Guidance group, as it is open group; no approval needed from an admin!

\*Must already be a registered and confirmed member of MPC

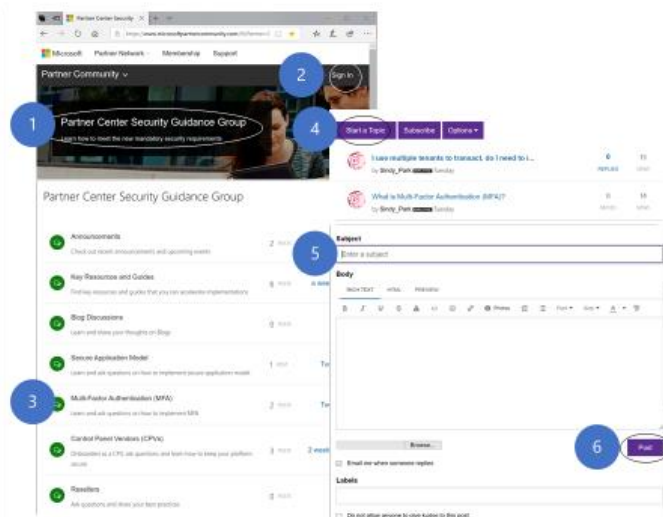
## How do I post a message on MPC?

### Post a Message on MPC

To post a message on MPC, follow the below instructions:

1. Go to the desired group, such as <https://aka.ms/MPCSecurityGuidance>
2. Click "Sign In" in the top right hand corner\*
3. Select the desired discussion board, such as "Multi-Factor Authentication (MFA)"
4. Click "Start a Topic" to post a new message
5. Fill out post information, format, and spell check as needed:
  - **Subject:** Please provide a clear question for your post title
  - **Body:** Please provide a detailed description of your question, especially for technical topics
  - **Labels:** Please tag your post with the following so that other members can find your post: Security, CSP, CPV
  - Attach any necessary files

*\*Items with asterisk are required*
6. Click "Post" when you have completed filling out the post information



\*Must already be a registered and confirmed member of MPC

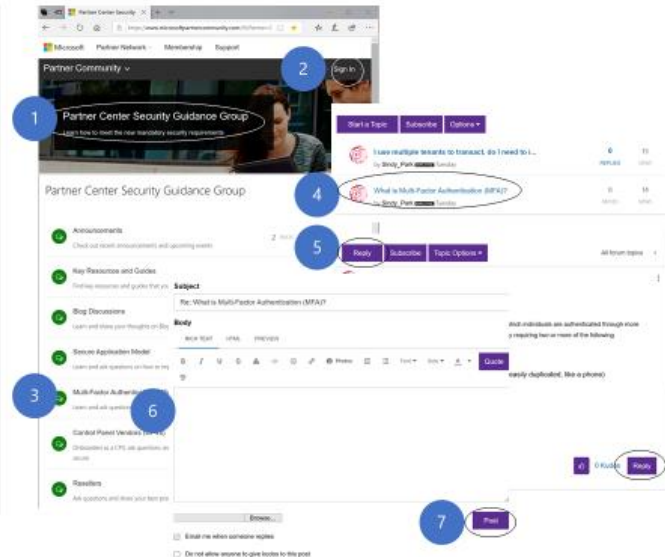
## How do I reply to a post on MPC?

### Post a Reply on MPC

To post a reply on MPC, follow the below instructions:

1. Go to the desired group, such as <https://aka.ms/MPCSecurityGuidance>
2. Click "Sign In" in the top right hand corner\*
3. Select the desired discussion board, such as "Multi-Factor Authentication (MFA)"
4. Select the desired topic, such as "What is Multi-Factor Authentication (MFA)"
5. Select "Reply" at the top or the bottom of the post
6. Fill out post information, format, and spell check as needed:
  - **Body\*:** Please provide a detailed description of your question, especially for technical topics
  - Attach any necessary files
  - Select "Quote" if you would like to include the original message post

*\*Items with asterisk are required*
7. Click "Post" when you have completed filling out the reply information



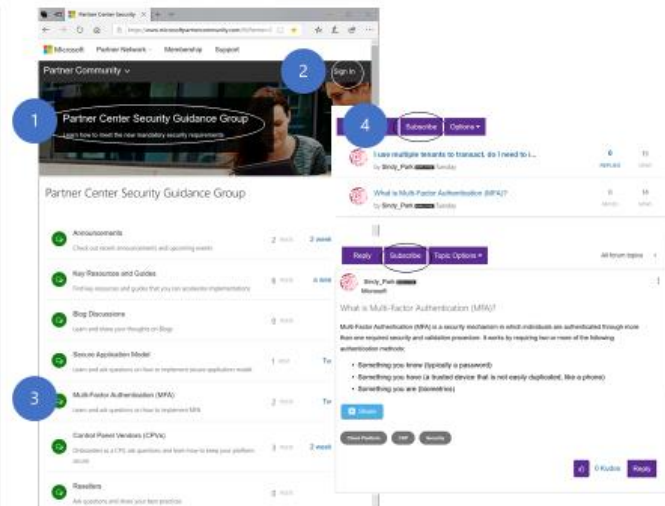
*\*Must already be a registered and confirmed member of MPC*

## How do I receive notifications on MPC?

### Receive Notifications on MPC

To receive notifications on MPC, follow the below instructions:

1. Go to the desired group, such as <https://aka.ms/MPCSecurityGuidance>
2. Click "Sign In" in the top right hand corner\*
3. Select the desired discussion board, such as "Multi-Factor Authentication (MFA)"
  - You can also select a desired topic, such as "What is Multi-Factor Authentication (MFA)"
4. Click "Subscribe" to receive notifications on this discussion board
  - You can also subscribe to a desired topic



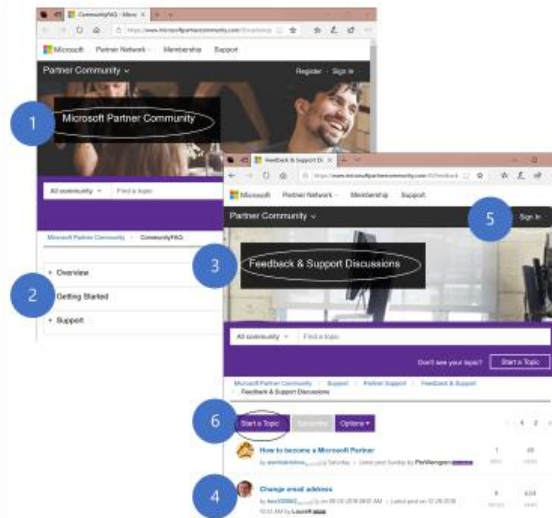
*\*Must already be a registered and confirmed member of MPC*

## Where do I go for support?

### Support on MPC

To receive support on MPC, follow the below instructions:

1. Go to the [MPC FAQ](#) page
2. Review the following sections:
  - "Overview"
  - "Getting Started"
  - "Support"
3. Go to the [Feedback and Support Discussions](#) page if you still have questions
4. Read other MPC member's questions and answers
5. Click "Sign In" in the top right hand corner if you want to interact in the community"
6. Click "Start a Topic" to post your question regarding MPC



*\*Must already be a registered and confirmed member of MPC*

- [MPC FAQ](#)
- [Feedback and Support Discussion](#)